



Premium Matt Enamel

Excellent Washability & Stain Resistance | Durable Finish
Outstanding Moisture Resistance | Great Coverage



Going Beyond
100
Years of Excellence



White 2322



Grape Ice 2328



White 2322



Kitten White 2325



D/R Rose White 2343



Off White 2302



White Streak 2320



Shingle 2340




Shallow Beige 2313



Sesame 2324



Rose White 2307



Fresh White 2301



White Chocolate 2323



Soft Peach 2317




Creamy White 2321




Warm grey 2305



Yarn Beige 2311



Lavender White 2338



Chandni 2344




Terracotta 2339



Angel 2350



Rust 2331



Ash White 2309



Antique White 2318




Coral 2345



Carnival Pink 2351



Cinnamon 2330



Sky View 2316




Onyx 2342




Apricot 2341




Lilac 2314



Fresh Rose 2329



Angel Blue 2347



Leaf Green 2306



Beige Cream 2319



Grape Ice 2328




Grape Nectar 2336



Mint Cream 2334



Lettuce 2335



Shaded Pond 2326



Royale 2346



Black 2312



Shades shown are approximate and may slightly differ from actual paint color



Sesame 2324



Soft Peach 2317

Kansai Premium Matt Enamel is a high quality solvent-based matt finish. It is specially formulated to provide excellent washability along with stain resistant properties. Furthermore, it has an excellent resistance to moisture, which makes it ideal for use in kitchens and bathrooms.



EXCELLENT WASHABILITY AND STAIN RESISTANCE:
Incomparable cleaning power and unmatched defiance to stains



DURABLE FINISH:
Imperishable endurance of coating



OUTSTANDING MOISTURE RESISTANCE:
Exceptional defiance to moisture



GREAT COVERAGE:
Unmatched spreading rate allows you to cover greater area per pack.

RECOMMENDED AREAS

Excellent for high traffic interior and exterior, wood, metal and masonry surfaces – especially corridors, hallways, kitchens and bathrooms.

PRODUCT INFORMATION

- **Drying Time:**
 - **Touch Dry:** 2-3 hours
 - **Recoat:** 16 hours
- **Coverage:** 15-17 m²/Lit/coat
- **Thinner:** Mineral Turpentine

- **Thinning:**
 - Roller: 10-15%
 - Brush: 10-20%
 - Spray: 35-45%
- **No. of Coats:** 2 or more
- **Cleaning:** Wash all equipment with Mineral Turpentine

APPLICATION CONDITIONS

- **Temperature:** 10-35°C
- **Humidity:** Less than 80%

HOW TO APPLY



ROLLER:
This product can be applied evenly with the help of a paint roller.



BRUSH:
This product can be applied quickly with the help of a paint brush.



SPRAY:
Paint sprayers can be used to ensure an optimal finish and coverage.

CONTAINS NO ADDED LEAD, MERCURY OR CHROME

FOR OPTIMUM RESULTS

ALSO AVAILABLE IN K SPECTRUM



Wall Primer & Sealer:
(Water-Based)
Recommended primer for painting of masonry surfaces.



Wall Primer & Sealer:
(Oil-Based)
Recommended primer for repainting of powdery surfaces.



Acrylic Premium Wall Putty:
Recommended putty for painting of masonry surface.

KANSAI PAINT

Over the past 100 years, Kansai Paint has established itself amongst the top ten paint manufacturers in the world. Based on corporate values revolving around innovation, credibility, respect and stakeholders interest, we have been involved in enhancing economic, environmental and social sustainability across the globe. In Pakistan, we are proud to be the largest automotive coating manufacturer and a significant contributor in nation's development through the provision of innovative coating solutions to the industrial and architectural segments.

**Rs. 200/G
Redeemable
Coupon Inside**



KANSAI PAINT (PVT.) LIMITED.

Head Office: 11-CCA, Phase-V, DHA, Lahore, Pakistan.

Plant: Plot # 401-403 Punjab Industrial Estate, Sundar, Lahore, Pakistan.

Toll Free Number: ☎ 0800-526-724 🌐 kansaipaint.com.pk 📘 kansaipaintpakistan